




Iván Arce
iarce@core-sdi.com

Máximiliano Cáceres
max@core-sdi.com



Automating Penetration Tests:

A new challenge for the IS industry?



Agenda

- The Penetration Test
- Problems in the current Penetration Test practice
- Automating Penetration Tests
- The Technical Challenges
- Overcoming the Technical Challenges
- Conclusions



The Penetration Test

APT



The Penetration Test

The Penetration Test

- What is it?
- What is it good for?
- How is it actually done?



The Penetration Test

The Penetration Test

- Rationale:
 - “Improving the security of your site by breaking into it”, Dan Farmer & Wietse Venema, 1993
<http://www.fish.com/security/admin-guide-to-cracking.html>

- A plausible definition:
 - “A localized and time-constrained attempt to breach the information security architecture using the attacker’s techniques”



The Penetration Test

Key
Underlying
Concepts
from our
Definition

- **“Localized”**
 - Implies definition of scope
- **“Time-constrained”**
 - A pentest does not last forever
- **“Attempt to breach the security”**
 - A pentest is not a full security audit
- **“Using the attacker’s techniques”**
 - Implies definition of the attacker’s role



The Penetration Test

Requirements and Goal

- Scope
- Security architecture
- Attacker's profile
- Results



The Penetration Test

The Goal

- To improve information security awareness
- To assess risk
- To mitigate risk immediately
- To reinforce the IS process
- To assist in decision making processes



The Penetration Test

The Scope:
What will be
tested?

- IT infrastructure
- Security architecture
 - Prevention capabilities
 - Detection capabilities
 - Response capabilities
 - Policies and procedures
- Business processes



The Penetration Test

The Scope:
When it will
be tested?

Start

- Weakest/Strongest moment
- Normal operational state
- Periodically, random date within limits
- Before/After specific projects

Duration



The Penetration Test

Security
Architecture

- Security Infrastructure (PKI/FWs/IDSes)
- Network security
- Host security
- Workstation security
- Application security
- Physical security
- Human security



The Penetration Test

The Attacker's Profile

- **External**
 - With zero previous knowledge
 - With some degree of knowledge

- **Internal**
 - With zero previous knowledge
 - With some degree of knowledge

- **Associate**



The Penetration Test

The Result: Final Report

- Clear description of scope and methodology
- Reproducible and accountable process
- High level analysis and description (suitable for upper/non technical management)
- General recommendations and conclusions
- Detailed findings



The Penetration Test

How is it usually done?

- Information Gathering
- Information Analysis and Planning
- Vulnerability Detection
- Penetration
- Attack/Privilege Escalation
- Analysis and reporting
- Clean-up

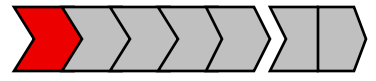




The Penetration Test

Information Gathering

- Organizational intelligence
- Access point discovery
- Network discovery
- Infrastructure fingerprinting

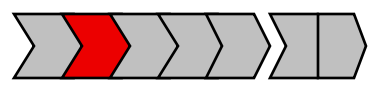




The Penetration Test

Information
Analysis and
Planning

- Understanding of component relationships
- High level attack planning
- Target identification
- Time & effort estimation
- Alternative attacks

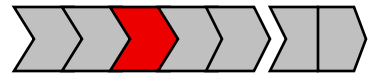




The Penetration Test

Vulnerability Detection

- Automated vulnerability scanning
- Manual scanning
- In-house research
- Target acquisition






The Penetration Test

Penetration Phase

- Known/available exploit selection
- Exploit customization
- Exploit development
- Exploit testing
- Attack

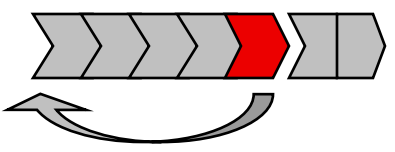




The Penetration Test

Attack/
Privilege
Escalation
Phase

- Final target compromise: SUCCESS!
- Intermediate target: full compromise, pivoting
- Intermediate target: partial compromise, pivoting
- Point of attack/attacker profile switching
- Back to information gathering phase

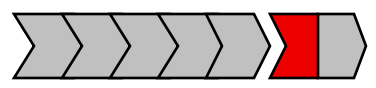




The Penetration Test

Analysis and Reporting Phase

- Information gathering and consolidation
- Analysis and extraction of general conclusions and recommendations
- Generation of deliverables
- Final presentation

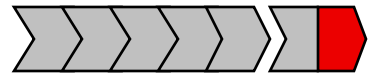




The Penetration Test

Clean Up Phase

- Definition of specific clean up tasks
- Definition of specific clean up procedures
- Clean up execution





Problems in the current penetration test practice

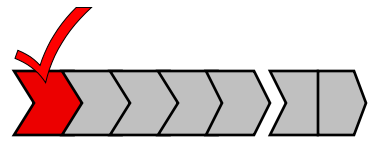


Problems in the current Penetration Test practice

Information
Gathering
Phase:

OK

- Public organization information
- M&A, SEC fillings, patent grants, etc.
- Job openings
- Employee information
- Web browsing
- Web crawling
- Mailing list and newsgroups posts
- Nmap, traceroute, firewall, ping sweeps, etc
- NIC registrations
- DNS records
- SNMP scanning
- OS fingerprinting
- Banner grabbing
- War dialers
- Social engineering
- Dumpster diving
- Etcetera

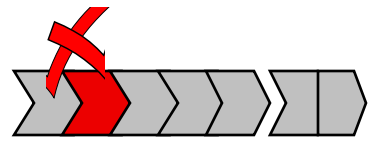




Problems in the current Penetration Test practice

Information
Analysis and
Planning
Phase:
Not OK

- Difficult and time consuming task of consolidating all the information gathered and extract high level conclusions that will help to define an attack strategy
- Hard to keep an up to date general overview of the components and their interaction
- No specific tools aimed at addressing this phase
- Experienced and knowledgeable resources required for this stage, overall time constraint could limit the extent of their work
- No formal processes or tools to help estimate time and efforts



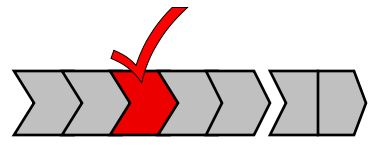


Problems in the current Penetration Test practice

Vulnerability
Detection
Phase:

OK

- Large variety of tools available:
 - Commercial Vulnerability scanners
 - Free & Open source scanners
 - Application level testing tools
 - OS specific testing tools
- Large amount of information available:
 - Publicly known vulnerability information
 - Vulnerability database
 - Various sources of security advisories (vendors, CERTs, information security companies, etc.)
 - SecurityFocus.com
 - Bugtraq, NT bugtraq, pentest mailing list
 - Newsgroups, papers, CVE
- In-house research is not avoidable

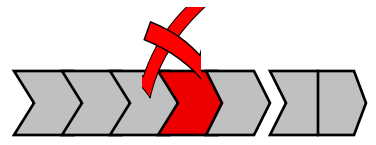




Problems in the current Penetration Test practice

Penetration
Phase:
Not OK

- Although there are some tools available, they generally require customization and testing
- Publicly available exploits are generally unreliable and require customization and testing (quick hacks, proof of concept code)
- In-house developed exploits are generally aimed at specific tasks or pen test engagements (mostly due to time constraints)
- Knowing that a vulnerability exist does not always imply that it can be exploited easily, thus it is not possible to successfully penetrate even though it is theoretically possible (weakens the overall result of the engagement)
- Knowledge and specialization required for exploit and tool development
- Considerable lab infrastructure required for successful research, development and testing (platforms, OS flavors, OS versions, applications, networking equipment, etc.)



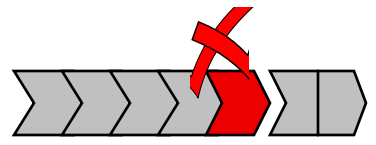


Problems in the current Penetration Test practice

Attack/
Privilege
Escalation
Phase:

Not OK

- Some tools and exploits available, usually require customization and testing (local host exploits, backdoors, sniffers, sniffing/spoofing libraries, etc.)
- Monotonous and time consuming task: setting up the new “acquired” vantage point (installing software and tools, compiling for the new platforms, taking into account configuration specific details, etc.)
- Pivoting might be a key part for success in a pen test yet it is the less formalized process
- Considerable lab infrastructure required for research, development, customization and testing
- Lack of a security architecture for the penetration test itself.



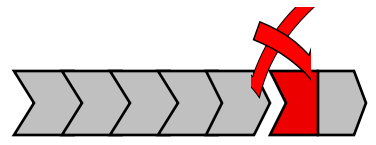


Problems in the current Penetration Test practice

Analysis and
Reporting
Phase:

Not OK

- Maintaining a record of all actions, commands, inputs and outputs of all tasks performed during the pentest is left as methodology to be enforced by the team members, that does not guarantee accountability and compliance.
- Gathering and consolidating all the log information from all phases, including all the program and tools used, is time consuming, boring and prone to error
- Organizing the information in a format suitable for analysis and extraction of high level conclusions and recommendations is not trivial
- Analysis and definitions for general conclusions and recommendations require experienced and knowledgeable resources
- The actual writing of final reports is usually considered the boring leftovers of the penetration test, security expertise and experience is required to ensure quality but such resources could be better assigned to more promising endeavors
- No specialized tools dedicated to cover the issues raised above

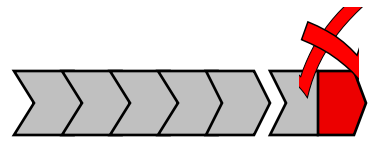




Problems in the current Penetration Test practice

Clean Up
Phase:
Not OK

- A detailed and exact list of all actions performed must be kept, yet there are just rudimentary tools for this
- Clean up of compromised hosts must be done securely and without affecting normal operations (if possible)
- The clean up process should be verifiable and non-repudiable, the current practice does not address this problem.
- Often clean up is left as a backup restore job for the pentest customer, affecting normal operations and IT resources.





Automating Penetration Tests

APPT



Automating Penetration Test

Automating
Penetration
Tests

- Why?
- What is it good for?
- What are the technical challenges?
- How could they be addressed?



Automating Penetration Test

Rationale

- Penetration tests are becoming a common practice that involve a mix of hacker handiwork, monotonous tasks and non formal knowledge. Automating penetration tests will bring professionalism to the practice.



Automating Penetration Test

APT:
What is it
good for?

- To make available valuable resources for the more important phases: high level overview and analysis, strategic attack planning, results analysis and recommendations.
- To encompass all the penetration test phases under a single framework
- To define and standardize the methodology
- To enforce following of the methodology and ensure quality
- To improve the security of the practice
- To simplify and speed up monotonous and time consuming tasks



The Technical Challenges

APPT



The Technical Challenges

The
Technical
Challenges
(1/3)

- Modeling penetration testing, considering all phases in an intuitive and usable fashion
- Building a tool that reflects the model capable of adopting arbitrary methodologies defined and redefined by the user
- Development and maintenance of a wide range of exploits for different platforms, operating systems and applications and multiple combinations of versions



The Technical Challenges

The
Technical
Challenges
(2/3)

- Assurance that the developed code is functional under different network and host configurations (reliability)
- Addressing the attack/privilege escalation phase in a seamless way.
- Handling interactions between different exploits
- Building a framework that lets the team develop and customize new or existing exploits quickly



The Technical Challenges

The
Technical
Challenges
(3/3)

- Not having to re-invent the wheel each time a new vulnerability is discovered
- Keeping such a beast manageable in terms of size and complexity
- Providing different degrees of 'stealth-ness' (to comply with pen-test requirements)
- Having autonomous capabilities (worm-like?)
- Having mechanism for acquiring and reusing knowledge and experience from successive penetration tests



The Technical Challenges

And more...

- **Buffer overflows**
 - **Exec/no-exec stack**
 - **Multiple platforms/Multiple Operating systems**
 - **Encoding, compression, encryption, etc.**
- **Sniffing/Spoofing**
- **IP Stack based attacks**



Overcoming the technical challenges



Overcoming the Technical Challenges

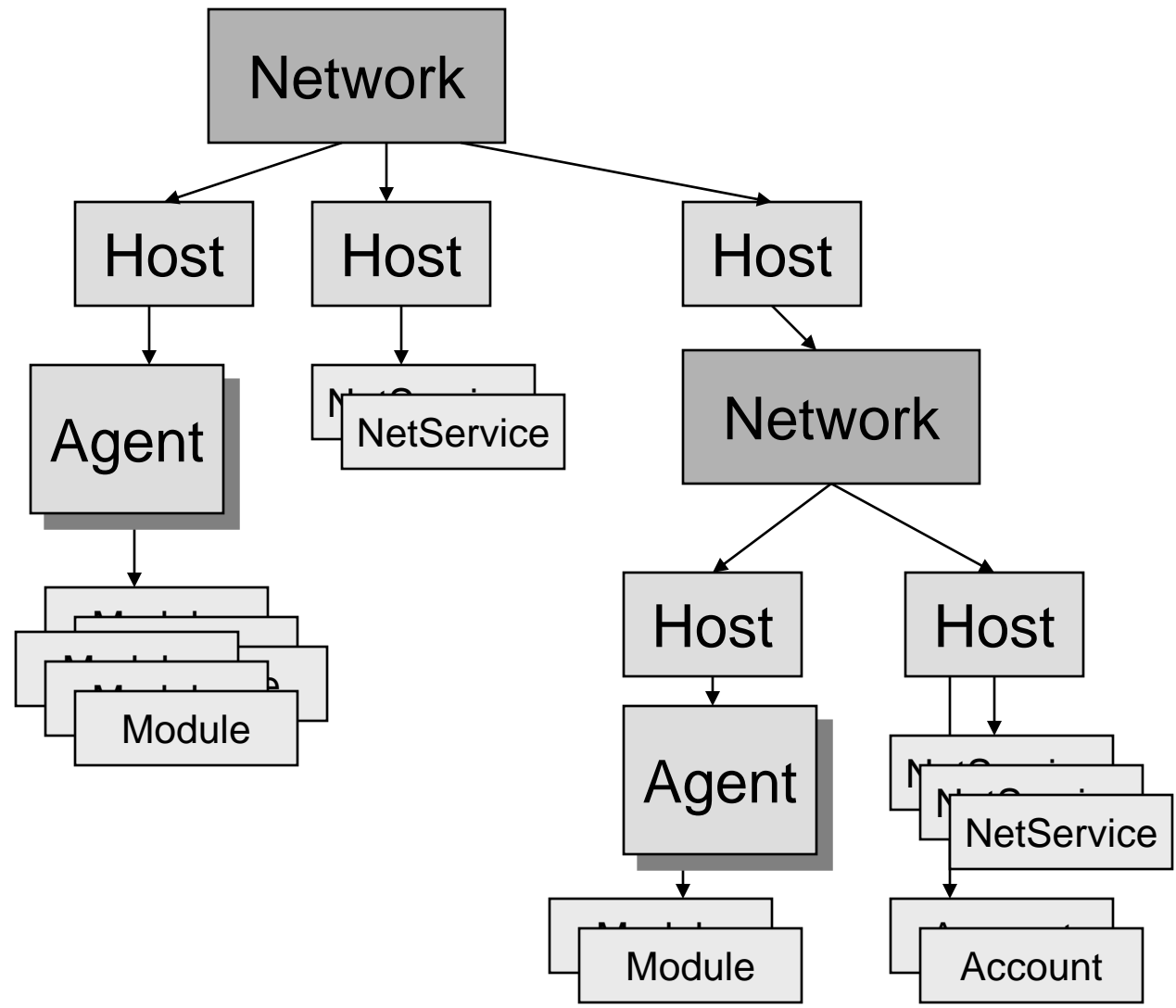
The model

- Simplify and abstract all the components of the system and their relations
- Provide a base on which to construct
- Provide a common language to talk about the different components



Overcoming the Technical Challenges

The model





Overcoming the Technical Challenges

Agents and Modules

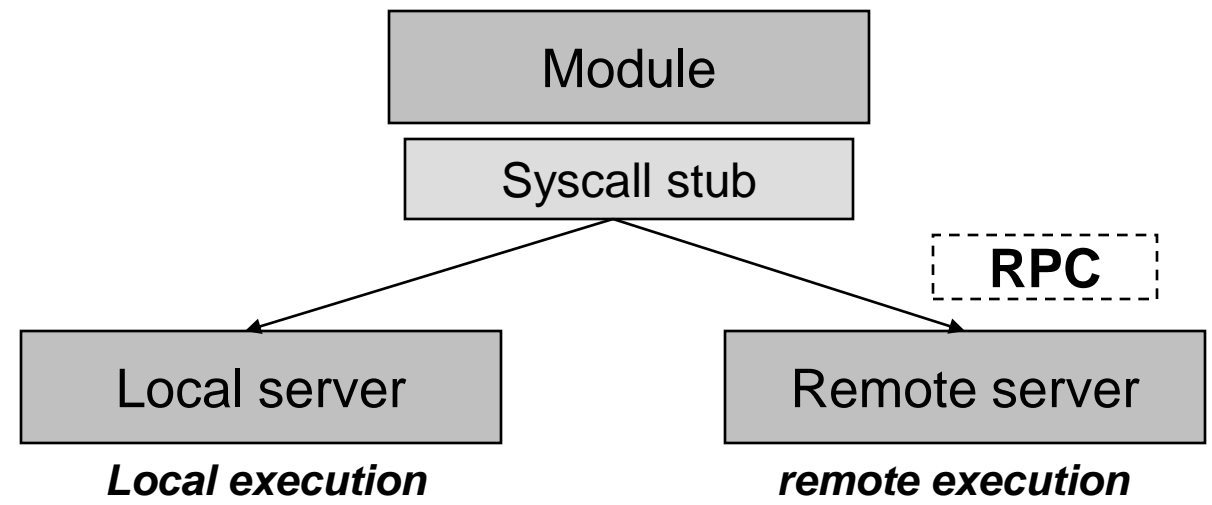
- Agents
 - “The pivoting point” or “the vantage point”
 - Run modules
 - Installable on any compromised host
 - Local stealth techniques for hiding (ala rootkit)
 - Some autonomy (worm-like) and limited life-span
 - Secure (shouldn't render the client infrastructure more insecure than before the pentest)
 - Remotely control other agents
 - Clean up functionality (uninstall)
- Modules
 - “Any executable task”
 - Information gathering, information analysis, attacks, reporting, scripting of other modules
 - Simple and easy to extend
 - Have every tool together, under the same framework



Overcoming the Technical Challenges

Syscall Proxying

- Provides a uniform layer for the interaction with the underlying system
- All modules ultimately access any resource through this layer
- Changing this layer with a proxy effectively simulates the remote execution of the module





Overcoming the Technical Challenges

Using a Virtual Machine

- Isolates the particular characteristics of the “pivoting host” platform from the module
 - This effectively eliminates all the burden related to the setup of a vantage point
 - Just port the VM
- Provides a comfortable environment for the development of new exploits
 - Productivity is higher on interpreted languages than on compiled ones
- Provides a simple way of scripting (automating) any task, even higher level ones
- Lots of free and powerful VMs are available (Perl, Python, Squeak)



Overcoming the Technical Challenges

APIs and
Helpers Libraries

- Any common and general use functionality related to the coding of exploits should evolve into an API
 - Prioritizes code-reuse and sharing
 - Simplifies exploit code, focused on the particular vulnerability and not on common vulnerability-writing tasks
 - Makes the life of the exploit developer easier (just build on top of existing code)
 - API's can evolve independently of written exploits
- Some examples
 - Shellcode building for different platforms
 - Sniffing and packet parsing
 - Spoofing (packet crafting)
 - Application layer protocols
 - HTTP, FTP, DNS, SMTP, SNMP, etc



Overcoming the Technical Challenges

Component Communications

- Use crypto protocols to provide privacy & mutual authentication
- Define an abstract “transport” than can be interchangeable and mounted on top of any networking protocol
 - Firewall piercing
 - Fragmentation (recent ipf bug)
 - Application layer (HTTP, DNS)
 - Stealth
 - IDS evasion
- Chaining (ala source-routing) of different transports in between agents
 - Provides a way of “jumping” between vantage points, allowing communication across diverse security domains (with different security policies)



Overcoming the Technical Challenges

Logging and Reporting

- Since a single-tool / single-framework is used for all the pen-test related tasks, it's easy to keep logs of every single activity
- Use a common document format (such as XML) that can be easily transformed into what is best for the particular customer or that follows the company style (HTML, PDF, DOC)
- Getting the information together and building a report can be done by a module that accesses the objects in the model



Overcoming the Technical Challenges

Scripting

- Scripting of modules
 - Module “macros”
 - Autonomous action (for more worm-like attacks, or for scenarios where online communication with agents before compromise might not be possible)
 - A more constructive approach to module development. Build higher level attacks/strategies using available modules
- If a scripting language is used (with a VM) is possible to take advantage of its capabilities to script the execution of modules



Overcoming the Technical Challenges

Knowledge Base

- A database of information on common attack strategies and success configurations on common customer scenarios
- Guidelines on how to do a specific pentest depending on target characteristics
 - IT Infrastructure: Platforms, Network characteristics, Firewalling strategy (screened host, packet filtering, appl. proxy, DMZ)
 - Technology: ASP, PHP, DCOM, SOAP, Perl-CGI, etc.
 - Business / Services: web portal, mail, online store, corporate services, etc.
- **Full activity logs**
 - Easier to identify common strategies & trends along different projects



Conclusions

APPT



Conclusions

- The current state of the penetration test practice is far from optimal
- Automating them may bring them to a new level of quality
- But in doing so we will face many technical problems
- It may be a new challenge for the IS industry in the near future



Thank You!



Iván Arce
iarce@core-sdi.com

Maximiliano Cáceres
max@core-sdi.com