

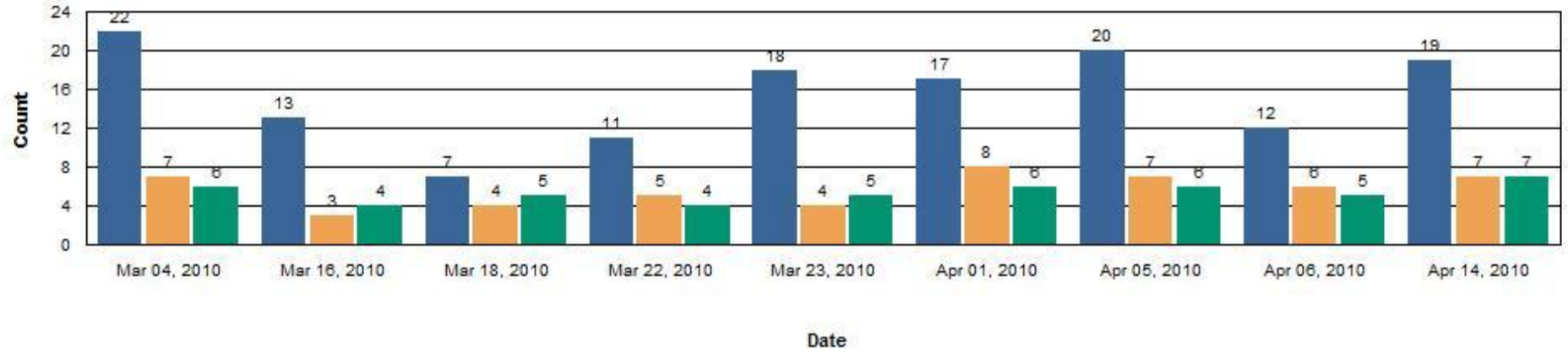


Trend Report

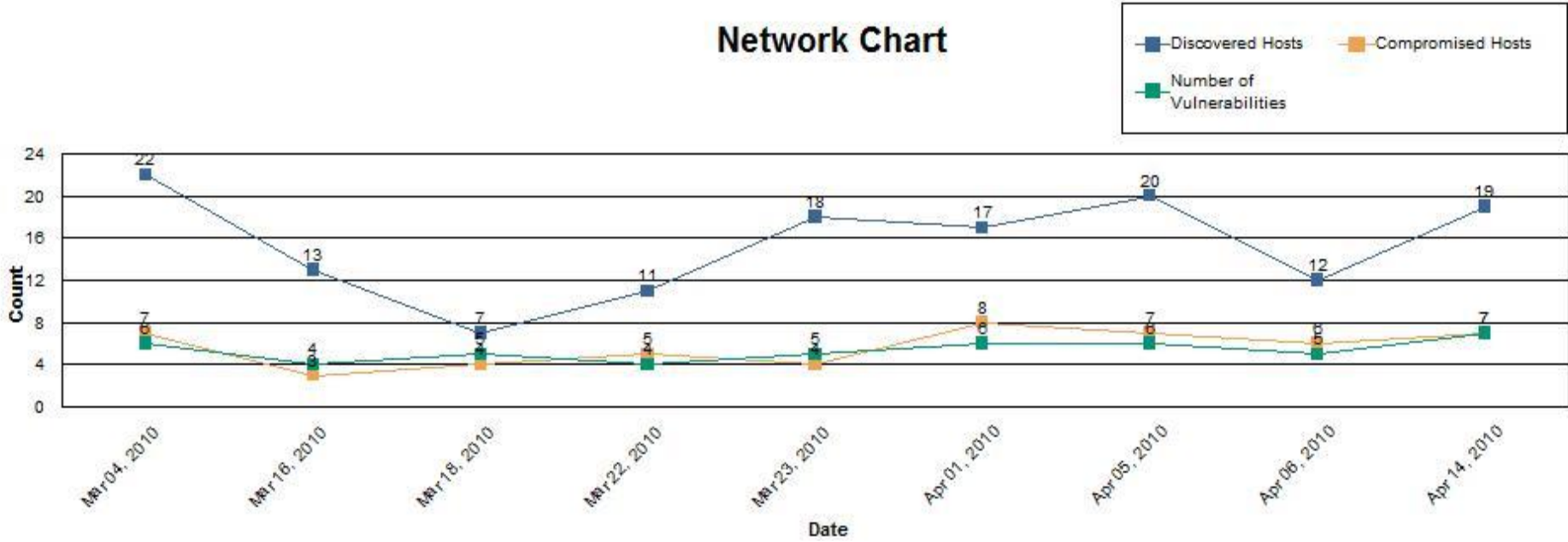
Wednesday, April 14, 2010

This report shows various counts of discovered objects and vulnerabilities over time to visibly view the trends in these counts. For best use of this report, the workspaces chosen as input should be from consistent tests performed at regular intervals

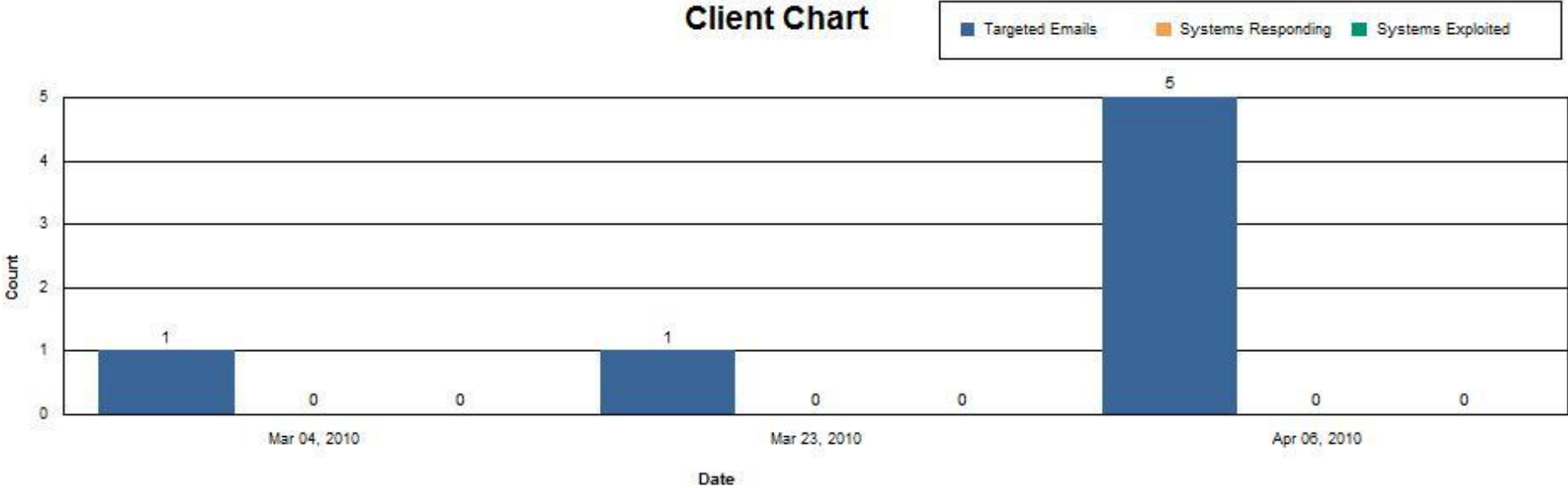
Network Chart



Network Chart



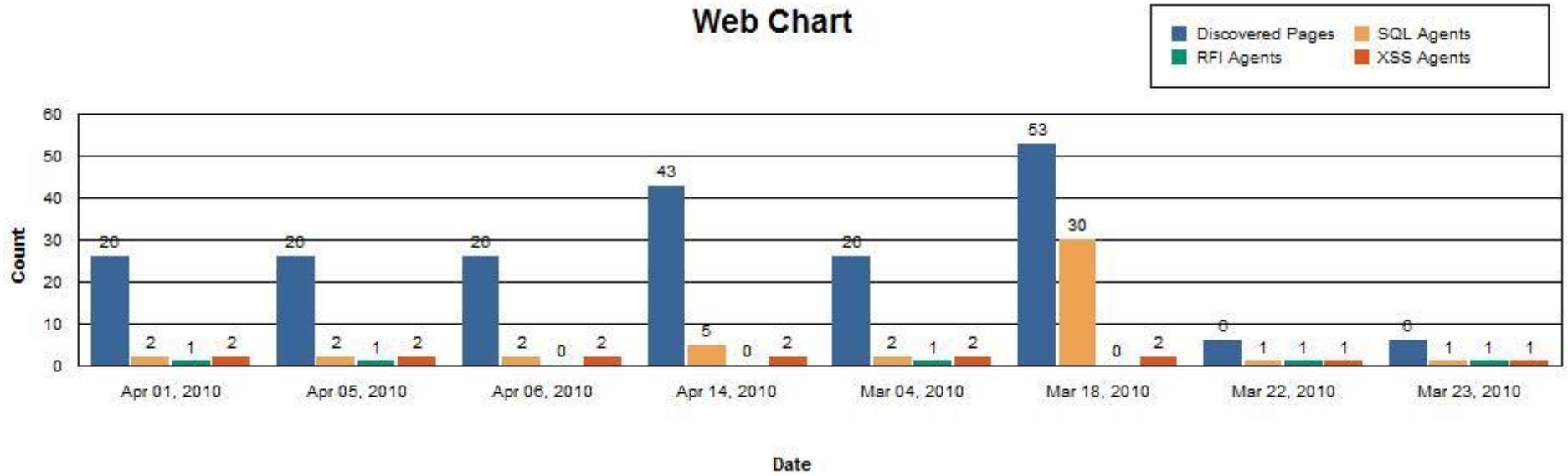
Client Chart



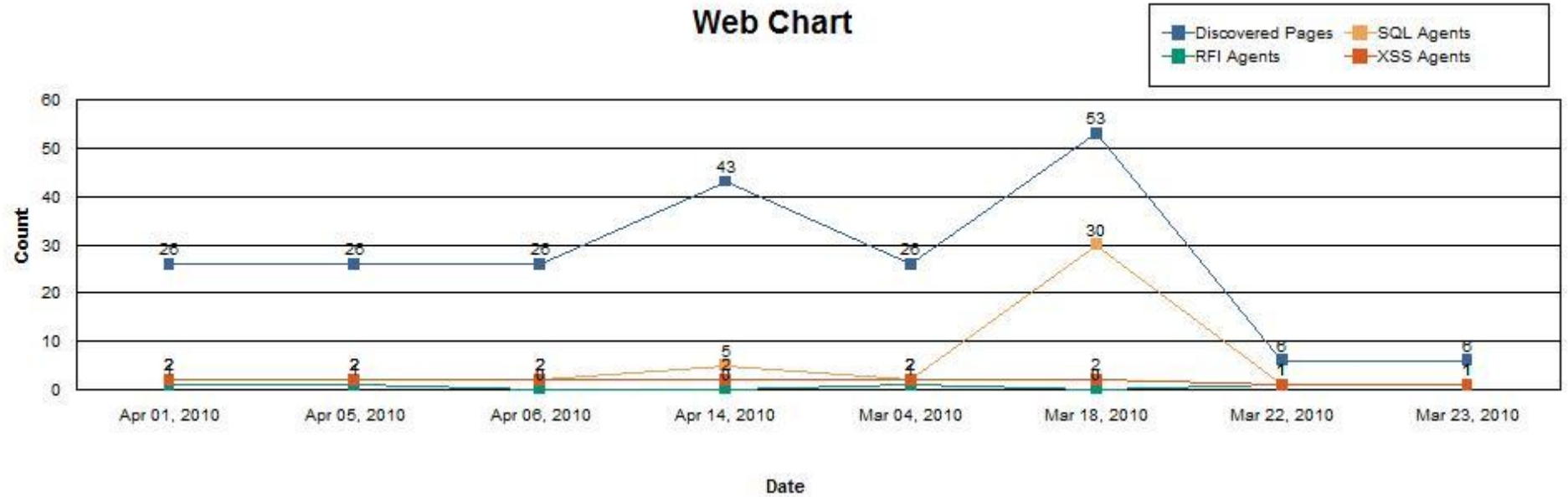
Client Chart



Web Chart



Web Chart



Workspaces included on this report

<u>Name</u>	<u>Start Date</u>	<u>End Date</u>	<u>Comments</u>
DMZ Pen Test - 4/1/10	4/1/2010 4:07:24PM	4/5/2010 4:02:46PM	
DMZ Pen Test - 4/6/10	4/6/2010 11:10:49AM	4/6/2010 11:56:44AM	
DMZ Pen Test - 3/22/10	3/22/2010 2:41:25PM	3/22/2010 4:16:11PM	
DMZ Pen Test - 4/5/10	4/5/2010 11:05:26AM	4/5/2010 11:37:46AM	
DMZ Pen Test - 3/23/10	3/23/2010 2:01:53PM	4/2/2010 3:26:50PM	
DMZ Pen Test - 4/14/10	4/14/2010 1:01:04PM	4/14/2010 1:56:14PM	
DMZ Pen Test - 3/4/10	3/4/2010 2:50:55PM	3/4/2010 3:15:46PM	
DMZ Pen Test - 3/18/2010	3/18/2010 1:56:28PM	3/18/2010 3:56:20PM	
DMZ Pen Test - 4/14/10	4/14/2010 7:00:28AM	4/14/2010 8:02:27AM	
DMZ Pen Test - 3/18/2010	3/18/2010 4:01:42PM	3/22/2010 6:26:48PM	
DMZ Pen Test - 3/16/10	3/16/2010 12:40:14PM	3/16/2010 4:44:18PM	
DMZ Pen Test - 4/5/10	4/5/2010 4:07:26PM	4/5/2010 4:42:44PM	